

Positivity-preserving C^2 rational cubic spline interpolation

Muhammad Abbas^{a,*}, Ahmad Abd Majid^a, Mohd Nain Hj Awang^b, Jamaludin Md Ali^a

^a School of Mathematical Sciences, Universiti Sains Malaysia, 11800 Penang Malaysia

^b School of Distance Education, Universiti Sains Malaysia, 11800 Penang Malaysia

*Corresponding author, e-mail: m.abbas@uos.edu.pk

Received 5 Jun 2012

Accepted 20 Mar 2013

ABSTRACT: This work addresses the shape preserving interpolation problem for visualization of positive data. A piecewise rational function in cubic/quadratic form involving three shape parameters is presented. Simple data dependent conditions for a single shape parameter are derived to preserve the inherited shape feature (positivity) of data. The remaining two shape parameters are left free for the designer to modify the shape of positive curves as per industrial needs. The interpolant is not only C^2 , local, computationally economical, but it is also a visually pleasant and smooth in comparison with existing schemes. Several numerical examples are supplied to illustrate the proposed interpolant.

KEYWORDS: shape preserving interpolation, data visualization, positive data, shape parameters, parametric continuity

INTRODUCTION

The problem of constructing a shape preserving curve through given data points is one of the basic problems in computer graphics, computer aided geometric design, data visualization and engineering. Curve design plays a significant role not only in these fields but also in manufacturing different products such as ship design, car modelling, and aeroplane fuselages and wings.

A solution to the aforementioned problem results in the construction of some interpolants that preserve the inherited shape features of data such as positivity, monotonicity, and convexity. The goal of this paper is to preserve the genetic characteristic (positivity) of data. The positivity-preserving problem occurs in visualizing a physical quantity that cannot be negative which may arise if the data is taken from some scientific, social, or business environments.

Classical methods, with the polynomial spline functions, show smooth and visually pleasing results but usually ignore this shape feature of data and thus yield solutions exhibiting undesirable undulations or oscillations. Piecewise cubic Hermite interpolating polynomial (a built-in MATLAB program called PCHIP) has the ability to remove the undesired undulations but the shape preserving visual model depicts the tight display of data.

A great deal of research on this topic has been done, especially on the shape preserving interpolations. Some C^1 piecewise rational cubic inter-

polants^{1–5} have a common feature in a way that no additional knots are used for shape preservation of positive 2D and 3D data. In contrast, the cubic Hermite interpolation⁶ and cubic polynomial spline⁷ preserve the shape of data by inserting one or two additional knots in the subinterval where the interpolants do not attain the desired shape characteristics of data. Some rational cubic interpolations^{8,9} have been developed for value control, inflection-point control, convexity control of the interpolation at a point, and constrained curve control which were based on function values. The authors assumed suitable values of parameters to achieve a C^2 continuous curve and the methods work for only equally spaced data. Costantini¹⁰ solved the shape preserving boundary valued problems using polynomial spline interpolation with arbitrary constraints.

The problem of shape preserving interpolants for visualization of positive, monotone and convex data has been solved using a C^2 rational cubic function with shape parameters^{11,12}. Simple data dependent constraints for free parameters were derived to achieve the desired shape features of the data. The schemes^{4,12} did not provide the liberty to the designer for the refinement of shape of curves as per industrial needs. Lamberti and Manni¹³ presented and investigated the approximation order of a global C^2 shape preserving interpolating function using parametric cubic curves. The tension parameters were used to control the shape of the curve. The authors derived the necessary and sufficient conditions for

convexity but only sufficient conditions for positivity and monotonicity of data.

In this paper, a C^2 piecewise rational cubic spline scheme with three shape parameters is developed to address the problem of constructing a positivity-preserving curve through positive data. It improves on the existing schemes in following ways. (1) In Refs. 1, 4–6, the smoothness of interpolants is C^1 while in this work it is C^2 . (2) No additional points (knots) are inserted in the proposed interpolant. In contrast, the methods in Refs. 6, 7 achieve the desired shape of curve by inserting of additional knots in the subinterval where the interpolant loses positivity. (3) The proposed scheme has been verified through several numerical examples and it is found to be local in comparison with global schemes¹³, computationally economical, and produces smoother graphical results than existing schemes^{1, 4–6, 11, 12}. (4) The authors in Ref. 7 achieved the values of derivative parameters by solving the three systems of linear equations, which is computationally expensive as compared to method developed in this paper where there exists only one tridiagonal system of linear equations for finding the values of derivative parameters. (5) The schemes developed in Refs. 8, 9 work for only equally spaced data while the scheme developed in this paper works for both equally and unequally spaced data. (6) The authors in Ref. 9 assumed certain function values and derivative values to control the shape of the data while in this paper, simple data dependent constraints for single shape parameters are derived to achieve a positivity-preserving curve through positive data. (7) The proposed curve scheme is unique in its representation and it is equally applicable for the data with derivative or without derivatives.

RATIONAL CUBIC SPLINE FUNCTION

Let $\{(x_i, f_i) : i = 0, 1, 2, \dots, n\}$ be the given set of data points such that $x_0 < x_1 < x_2 < \dots < x_n$. A piecewise rational cubic function¹⁴ with three shape parameters in each subinterval $I_i = [x_i, x_{i+1}]$, $i = 0, 1, 2, \dots, n - 1$ is defined as:

$$S(x) \equiv S_i(x) = \frac{\sum_{i=0}^3 (1 - \theta)^{3-i} \theta^i \xi_i}{q_i(\theta)} \quad (1)$$

The following interpolatory conditions are imposed on the piecewise rational cubic function (1) for the C^2 continuity:

$$\begin{aligned} S(x_i) &= f_i, & S(x_{i+1}) &= f_{i+1}, \\ S'(x_i) &= d_i, & S'(x_{i+1}) &= d_{i+1}, \\ S''(x_{i+}) &= S''(x_{i-}), & i &= 1, 2, \dots, n - 1, \end{aligned} \quad (2)$$

where $S'(x)$ and $S''(x)$ denote the first and second order derivatives with respect to x , and the + and – subscripts denote the right and left derivatives, respectively. From (2), the C^2 interpolating conditions produce the following unknown coefficients ξ_i , $i = 0, 1, 2, 3$:

$$\begin{aligned} \xi_0 &= u_i f_i \\ \xi_1 &= f_i(2u_i + v_i + w_i) + u_i h_i d_i \\ \xi_2 &= f_{i+1}(u_i + 2v_i + w_i) - v_i h_i d_{i+1} \\ \xi_3 &= v_i f_{i+1} \end{aligned} \quad (3)$$

where $h_i = x_{i+1} - x_i$, $\theta = (x - x_i)/h_i$, $\theta \in [0, 1]$ and $u_i, v_i > 0$, $w_i \geq 0$ are shape parameters that are used to control the shape of interpolating curve. Let d_i denote the derivative values at given knots x_i that are used for the smoothness of curve.

The C^2 piecewise rational cubic function (1) is reformulated after using (3):

$$S(x_i) = \frac{p_i(\theta)}{q_i(\theta)} \quad (4)$$

with,

$$\begin{aligned} p_i(\theta) &= u_i f_i (1 - \theta)^3 \\ &+ (f_i(2u_i + v_i + w_i) + u_i h_i d_i) \theta(1 - \theta)^2 \\ &+ (f_{i+1}(u_i + 2v_i + w_i) - v_i h_i d_{i+1}) \theta^2(1 - \theta) \\ &+ v_i f_{i+1} \theta^3 \\ q_i(\theta) &= (1 - \theta)^2 u_i + \theta(1 - \theta)(w_i + u_i + v_i) + \theta^2 v_i. \end{aligned}$$

The C^2 interpolating conditions (2) produce the following system of linear equations for the computation of derivatives parameters d_i .

$$\alpha_i d_{i-1} + \delta_i d_i + \gamma_i d_{i+1} = \lambda_i \quad (5)$$

with,

$$\begin{aligned} \alpha_i &= u_i u_{i-1} h_i \\ \delta_i &= h_i u_i (u_{i-1} + v_{i-1} + w_{i-1}) \\ &+ h_{i-1} v_{i-1} (u_i + v_i + w_i) \\ \gamma_i &= v_i v_{i-1} h_{i-1} \\ \lambda_i &= v_{i-1} h_{i-1} (u_i + 2v_i + w_i) \Delta_i \\ &+ u_i h_i (2u_{i-1} + v_{i-1} + w_{i-1}) \Delta_{i-1} \end{aligned}$$

where $\Delta_i = (f_{i+1} - f_i)/h_i$.

Remark 1 The system of linear equations defined in (5) is strictly tridiagonal and has a unique solution for the derivatives parameters d_i , $i = 1, 2, \dots, n - 1$ for all $u_i, v_i > 0$, and $w_i \geq 0$. Moreover, it is efficient to apply LU decomposition to solve the system for the values of derivatives parameters d_i s.

Remark 2 To make the rational cubic function smoother, C^2 continuity is applied at each knot. The system (5) involves $n - 1$ linear equations. There are $n + 1$ unknown derivative values. Hence two more equations are required for unique solution. For this, we impose end conditions at end knots as:

$$S'(x_0) = d_0 \tag{6}$$

$$S'(x_n) = d_n \tag{7}$$

Remark 3 For the values of shape parameters set as $u_i = 1, v_i = 1$ and $w_i = 0$ in each subinterval $I_i = [x_i, x_{i+1}]$, $i = 0, 1, 2, \dots, n - 1$, the rational cubic function reduces to the standard cubic Hermite spline.

SHAPE PRESERVING POSITIVE C^2 RATIONAL CUBIC CURVE INTERPOLATION

In this section, we discuss the problem of getting a positivity-preserving curve by using a C^2 rational cubic spline (4). Simple data dependent conditions for a single shape parameter are derived to maintain the natural characteristic of positive data.

Let $\{(x_i, f_i) : i = 0, 1, 2, \dots, n\}$ such that $x_0 < x_1 < x_2 < \dots < x_n$ be a given positive set of data if

$$f_i > 0, \quad \forall i \tag{8}$$

The rational cubic function (4) preserves the positivity of positive data if both $p_i(\theta) > 0$ and $q_i(\theta) > 0$. Therefore the necessary conditions $u_i > 0, v_i > 0$ and $w_i \geq 0$ are enough for $q_i(\theta) > 0$. According to Ref. 15, $p_i(\theta) > 0$ if

$$(p'_i(0), p'_i(1)) \in R_1 \cup R_2$$

where,

$$R_1 = \left\{ (a, b) : a > \frac{-3p_i(0)}{h_i}, b < \frac{3p_i(1)}{h_i} \right\}$$

$$R_2 = \left\{ (a, b) : \begin{aligned} &36f_i f_{i+1}(a^2 + b^2 + ab) \\ &- 3\Delta_i(a + b) + 3\Delta_i^2 + 4h_i(a^3 f_{i+1} - b^3 f_i) \\ &+ 3(a f_{i+1} - b f_i)(2h_i ab - 3a f_{i+1} + 3b f_i) \\ &- h_i^2 a^2 b^2 \geq 0 \end{aligned} \right\}$$

It can easily be shown that

$$p'(0) = \frac{(w_i + v_i)f_i + u_i(h_i d_i - f_i)}{h_i}$$

$$p'(1) = \frac{v_i(h_i d_{i+1} + f_{i+1}) - (w_i + u_i)f_{i+1}}{h_i}$$

Now $(p'_i(0), p'_i(1)) \in R_1$ if

$$p'_i(0) > \frac{-3p_i(0)}{h_i}, \quad p'_i(1) < \frac{3p_i(1)}{h_i}$$

This yields the following constraints for the shape parameter w_i :

$$w_i > \frac{-u_i(2f_i + h_i d_i)}{f_i} - v_i, \tag{9}$$

$$w_i > \frac{v_i(h_i d_{i+1} - 2f_{i+1})}{f_{i+1}} - u_i \tag{10}$$

Furthermore, $(p'_i(0), p'_i(1)) \in R_2$ if

$$36f_i f_{i+1}(a^2 + b^2 + ab - 3\Delta_i(a + b) + 3\Delta_i^2) + 4h_i(a^3 f_{i+1} - b^3 f_i) + 3(a f_{i+1} - b f_i)(2h_i ab - 3a f_{i+1} + 3b f_i) - h_i^2 a^2 b^2 \geq 0 \tag{11}$$

where $a = p'_i(0)$ and $b = p'_i(1)$. The constraints on w_i can also be computed from (11) but an efficient and alternative choice is to use the constraints given in (9)–(10) for positivity-preserving graphical results. The above results can be summarized as follows.

Theorem 1 *The C^2 piecewise rational cubic function (4) preserves the positivity of positive data in each subinterval $[x_i, x_{i+1}]$ if the shape parameters satisfy the following conditions:*

$$u_i > 0, v_i > 0$$

$$w_i > \max \left\{ 0, \frac{-u_i(2f_i + h_i d_i)}{f_i} - v_i, \frac{v_i(h_i d_{i+1} - 2f_{i+1})}{f_{i+1}} - u_i \right\}$$

The above result can be rewritten as:

$$w_i = l_i + \max \left\{ 0, \frac{-u_i(2f_i + h_i d_i)}{f_i} - v_i, \frac{v_i(h_i d_{i+1} - 2f_{i+1})}{f_{i+1}} - u_i \right\}, \quad l_i > 0$$

NUMERICAL EXAMPLES

In this section, the efficiency of the proposed positivity-preserving scheme through several numerical examples is presented. A comparison of C^2 scheme with PCHIP and existing schemes are also part of this section.

Example 1 The cubic Hermite spline scheme in Ref. 16 and PCHIP have been used to produce curves in Fig. 1a,b, respectively, through positive data taken in Table 1 which is borrowed from Ref. 11. These figures depict the flaws and tightness of these splines. The efficiency of the proposed scheme can be seen in Fig. 1c,d. A remarkable difference in the smoothness with a pleasant graphical view is visible in Fig. 1c,d, drawn by the proposed C^2 positive rational cubic spline scheme. Table 2 gives the computed values from the developed scheme for Fig. 1d.

Table 1 A positive data set.

i	1	2	3	4
x_i	0.0	1.0	1.71	1.80
f_i	0.25	1.0	11.10	25

Table 2 Numerical results.

i	1	2	3	4
d_i	-7.296	3.079	69.242	154.570
Δ_i	0.75	14.429	139	...
u_i	2.25	2.25	2.25	...
v_i	2.25	2.25	2.25	...
w_i	0.068	0.004	0.001	...

Example 2 A positive data set taken in Table 3 which is borrowed from Ref. 5. The data was collected from a chemical experiment, where the molar volume of the gas (in l/mol) at different temperature codes was observed. The x -values are temperature codes and the f -values are the molar volumes of the gas. The curve in Fig. 2a is drawn by the cubic Hermite spline scheme¹⁶ without constraints of positivity. Generally, the curve is smooth, but the positivity is lost which does not make any sense physically. On the other hand, the two curves in Fig. 2c,d are generated by the proposed positivity-preserving rational cubic function with different values of shape parameters. It is noted

Table 3 A positive data set.

i	x_i	f_i
1	1	24.6162
2	2	2.4616
3	4	41.0270
4	5	4.1027
5	7	57.4378
6	8	5.7438
7	9	0.5744

Table 4 Numerical results.

i	d_i	Δ_i	u_i	v_i	w_i
1	-35.967	-22.131	1.5	1.5	0.005
2	-0.7612	19.283	1.5	1.5	0.005
3	-18.973	-36.924	1.5	1.5	0.005
4	2.8783	26.668	1.5	1.5	0.005
5	-0.1731	-51.694	1.5	1.5	0.005
6	-138.23	-5.1694	1.5	1.5	14.2540
7	18.093

that proposed positivity-preserving curves (Fig. 2c,d) are more visually pleasing and smooth as compared to PCHIP curve (Fig. 2b). Table 4 demonstrates the computed values from developed scheme of Fig. 2d.

Example 3 A positive data set in Table 5 gives the velocity of wind. The velocity is inherently positive

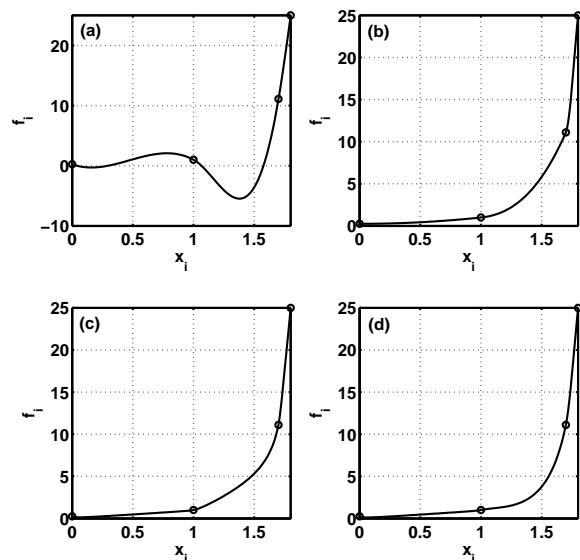


Fig. 1 Comparison between (a) cubic Hermite spline curve (b) PCHIP curve and C^2 positive rational cubic curve with values of shape parameters set as: (c) $u_i = v_i = 0.5$; (d) $u_i = v_i = 2.25$.

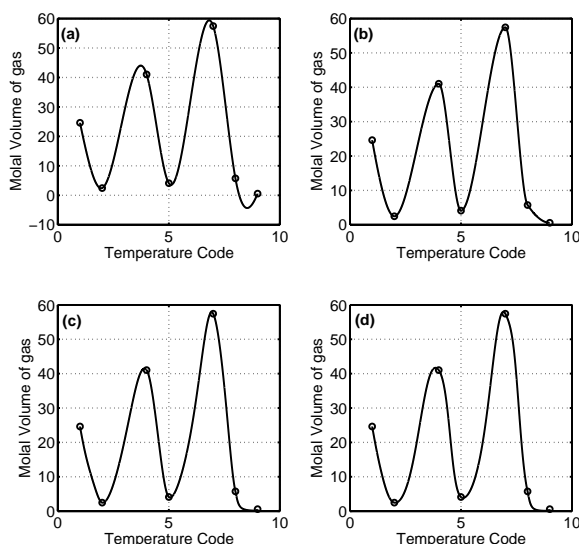


Fig. 2 Comparison between (a) cubic Hermite Spline curve (b) PCHIP curve and positivity-preserving C^2 rational cubic curve with values of shape parameters set as: (c) $u_i = v_i = 0.25$; (d) $u_i = v_i = 1.5$.

Table 5 Positive data points.

i	x_i	f_i
1	0	2.0
2	0.25	0.6
3	0.5	0.1
4	1.0	0.13
5	1.5	1.0
6	2.0	0.5
7	2.5	1.1
8	3.0	0.25
9	4.0	0.2

Table 6 Numerical results.

i	d_i	Δ_i	u_i	v_i	w_i
1	-7.4000	-5.6	2.5	2.5	0.005
2	-3.5912	2.0	2.5	2.5	7.9468
3	-1.0353	0.06	2.5	2.5	0.005
4	1.5744	1.74	2.5	2.5	0.005
5	0.1377	-1.0	2.5	2.5	0.005
6	0.0947	1.2	2.5	2.5	0.005
7	-0.0832	-1.7	2.5	2.5	0.005
8	-1.9277	-0.05	2.5	2.5	14.2820
9	1.05

and we therefore, require a C^2 rational cubic function with shape parameters to preserve this shape characteristic. The x -values are time (min) and the f -values are velocity of wind (km/min). In Fig. 3a,b the Hermite curve does not maintain the positivity through positive data and the PCHIP curve depicts the tightness of the positive curve, respectively. To overcome these flaws, the curves in Fig. 3c,d are produced by a positivity-preserving C^2 rational cubic function which preserves the positivity of data everywhere. These rational curves are more visually pleasing and smooth as compared to the PCHIP curve. Table 6 represents the computed values from the developed scheme of Fig. 3d.

Example 4 The cubic Hermite spline scheme¹⁶ and PCHIP have been used to produce Fig. 4a,b, respectively, through positive data taken in Table 7 which is borrowed from Ref. 12. These curves depict the flaws (negativity) and tightness of these splines. The efficiency of proposed scheme can be seen in Fig. 4c,d. A remarkable difference in the smoothness with a pleasant graphical view is visible in Fig. 4b and Fig. 4c,d, drawn by PCHIP curve scheme and proposed C^2 rational cubic spline scheme, respectively. Table 8 demonstrates the computed values from the developed scheme of Fig. 4d.

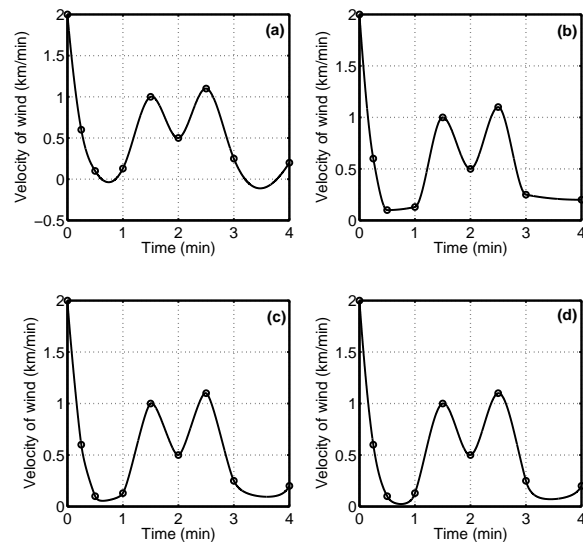


Fig. 3 Comparison of (a) Cubic Hermite spline curve (b) PCHIP curve with positivity-preserving rational cubic curve with shape parameters (c) $u_i = v_i = 0.25$; (d) $u_i = v_i = 2.5$.

Table 7 Positive data points.

i	x_i	f_i
1	2.0	10.0
2	3.0	2.0
3	7.0	3.0
4	8.0	7.0
5	9.0	2.0
6	13.0	3.0
7	14.0	10.0

CONCLUDING REMARKS

A C^2 rational cubic function with three shape parameters has been constructed in this paper to preserve the positivity of a curve through positive regular data. Examples suggest that the proposed interpolant appears to produce smoother graphical results.

Table 8 Numerical results.

i	d_i	Δ_i	u_i	v_i	w_i
1	-9.65	-8	1.5	1.5	1.500
2	-2.7481	2.25	1.5	1.5	0.0097
3	3.6429	4.0	1.5	1.5	0.001
4	1.7013	-5.0	1.5	1.5	0.001
5	-5.7728	0.25	1.5	1.5	0.0249
6	9.446	7.0	1.5	1.5	0.001
7	8.350

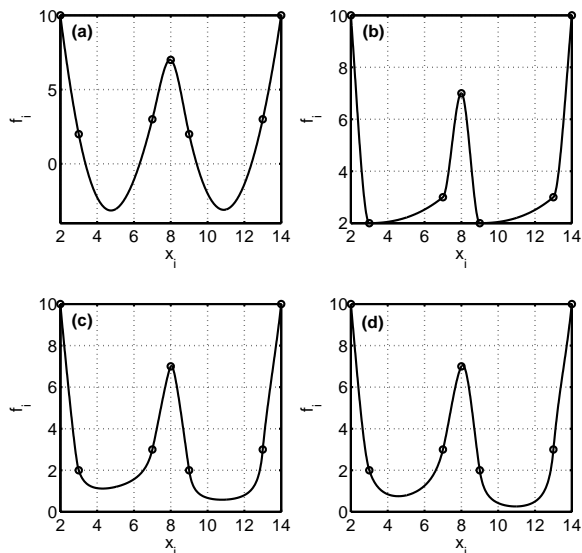


Fig. 4 Comparison of (a) cubic Hermite Spline curve (b) PCHIP curve with positivity-preserving rational cubic curve with values of shape parameters (c) $u_i = v_i = 0.25$; (d) $u_i = v_i = 2.5$.

In the future, we will try to extend the C^2 rational cubic function to rational bi-cubic functions and bi-cubic partially blended rational functions to solve the C^2 shape preserving interpolating surface problem in the rectangular case.

Acknowledgements: The authors are really grateful to the anonymous referees for their inspiring comments which helped in improving this manuscript significantly. They are also pleased to acknowledge the financial support of the School of Mathematical Sciences, Universiti Sains Malaysia and the University of Sargodha, Pakistan.

REFERENCES

1. Abbas M, Ali JM, Majid AA (2013) A rational spline for preserving the shape of positive data. *Int J Comput Electr Eng* (accepted).
2. Abbas M, Majid AA, Awang MNH, Ali JM (2012) Shape preserving positive surface data visualization by spline functions. *Appl Math Sci* **6**, 291–307.
3. Abbas M, Majid AA, Ali JM (2012) Positive surface data visualization using partially bi-cubic blended rational function. *Wulfemia J* **19**, 44–63.
4. Sarfraz M, Hussain MZ, Asfar N (2010) Positive data modeling using spline function. *Appl Math Comput* **216**, 2036–49.
5. Sarfraz M, Hussain MZ, Maria H (2012) Shape-preserving curve interpolation. *Int J Comput Math* **89**, 35–53.
6. Butt S, Brodlie KW (1993) Preserving positivity us-

- ing piecewise cubic interpolation. *Comput Graph* **17**, 55–64.
7. Fiorot JC, Tabka J (1991) Shape preserving C^2 cubic polynomial interpolating splines. *Math Comput* **57**, 291–8.
8. Duan Q, Wang L, Twizell EH (2005) A new C^2 rational interpolation based on function values and constrained control of the interpolant curves. *Appl Math Comput* **61**, 311–22.
9. Fangxun B, Qinghua S, Duan Q (2009) Point control of the interpolating curve with a rational cubic spline. *J Vis Comm Image Represent* **20**, 275–80.
10. Costantini P (1997) Boundary-valued shape preserving interpolating splines. *ACM Trans Math Software* **23**, 229–51.
11. Hussain MZ, Sarfraz M, Shaikh TS (2011) Shape preserving rational cubic spline for positive and convex data. *Egypt Informat J* **12**, 231–6.
12. Sarfraz M, Hussain MZ, Shaikh TS, Iqbal R (2011) Data visualization using shape preserving C^2 rational spline. In: IEEE 15th International Conference on Information Visualization, London, pp 528–33.
13. Lamberti P, Manni C (2001) Shape-preserving C^2 functional interpolation via parametric cubics. *Numer Algorithm* **28**, 229–54.
14. Abbas M, Majid AA, Ali JM (2012) Monotonicity preserving C^2 rational cubic function for monotone data. *Appl Math Comput* **218**, 2885–95.
15. Schmidt JW, Hess W (1988) Positivity of cubic polynomial on intervals and positive spline interpolation. *BIT* **28**, 340–52.
16. Farin GE (2002) *Curves and Surfaces for CAGD: A Practical Guide*, 5th edn, Morgan Kaufmann, pp 102–8.